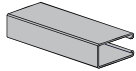
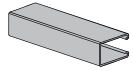


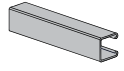
CHANNEL



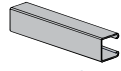
H-112
Size: 3/4" x 1 1/8"
12 Gauge Channel



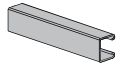
H-122
Size: 27/16" x 1 1/8"
12 Gauge Channel



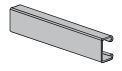
H-132
Size: 1 1/8" x 1 1/8"
12 Gauge Channel



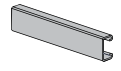
H-134
Size: 1 1/8" x 1 1/2"
14 Gauge Channel



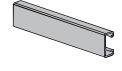
H-142
Size: 1 3/8" x 1 1/8"
12 Gauge Channel



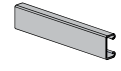
H-152
Size: 1" x 1 1/8"
12 Gauge Channel



H-172
Size: 7/8" x 1 1/8"
12 Gauge Channel

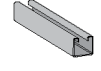


H-162
Size: 3/16" x 1 1/8"
12 Gauge Channel

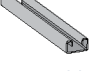


H-164
Size: 1 1/16" x 1 1/8"
14 Gauge Channel

MINI CHANNEL

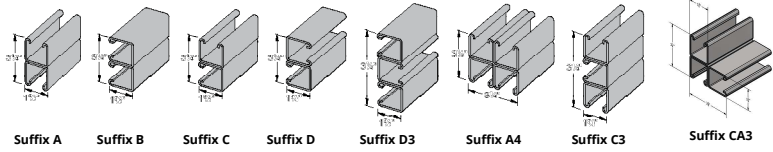


H-179
Size: 1 1/16" x 1 1/16"
19 Gauge Channel



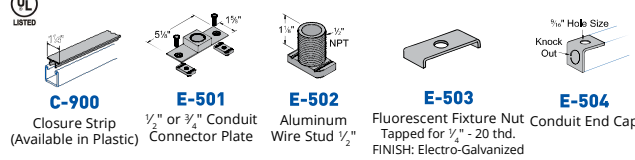
H-189
Size: 1 1/32" x 1 1/16"
19 Gauge Channel

WELDED COMBINATIONS



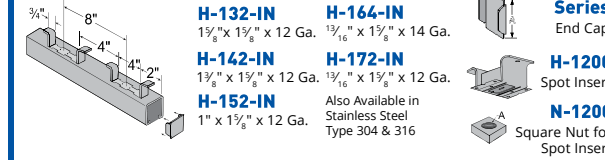
Suffix A Suffix B Suffix C Suffix D Suffix D3 Suffix A4 Suffix C3 Suffix CA3

ELECTRICAL ACCESSORIES



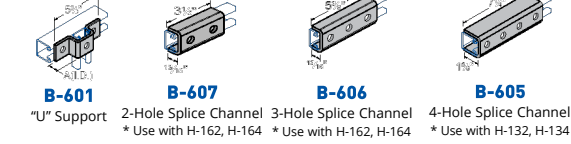
C-900 Closure Strip (Available in Plastic)
E-501 1/2" or 3/4" Conduit Connector Plate
E-502 Aluminum Wire Stud 1/2"
E-503 Fluorescent Fixture Nut Tapped for 1/2" - 20 thd. FINISH: Electro-Galvanized
E-504 Conduit End Cap

CONCRETE INSERTS & ACCESSORIES



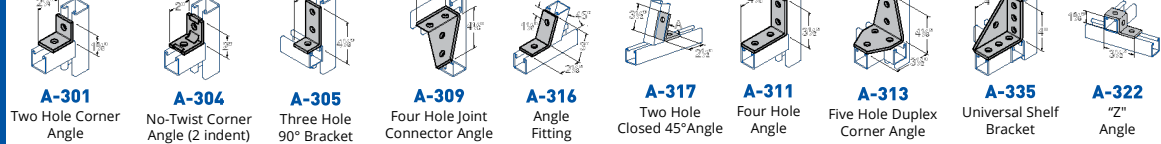
H-132-IN 1 1/8" x 1 1/8" x 12 Ga.
H-142-IN 1 3/8" x 1 1/8" x 12 Ga.
H-152-IN 1" x 1 1/8" x 12 Ga.
H-164-IN 1 1/16" x 1 1/8" x 14 Ga.
H-172-IN 7/8" x 1 1/8" x 12 Ga.
Also Available in Stainless Steel Type 304 & 316
1000 Series End Cap
H-1200 Spot Insert
N-1200 Square Nut for Spot Insert

FITTINGS



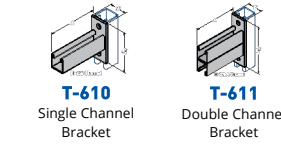
B-601 "U" Support
B-607 2-Hole Splice Channel * Use with H-162, H-164
B-606 3-Hole Splice Channel * Use with H-162, H-164
B-605 4-Hole Splice Channel * Use with H-132, H-134

ANGLE BRACKETS



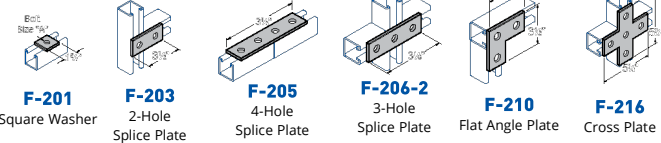
A-301 Two Hole Corner Angle
A-304 No-Twist Corner Angle (2 indent)
A-305 Three Hole 90° Bracket
A-309 Four Hole Joint Connector Angle
A-316 Angle Fitting
A-317 Two Hole Closed 45° Angle
A-311 Four Hole Angle
A-313 Five Hole Duplex Corner Angle
A-335 Universal Shelf Bracket
A-322 "Z" Angle

BRACKETS



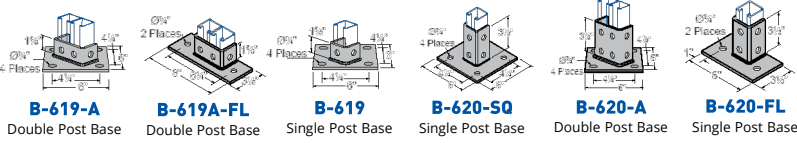
T-610 Single Channel Bracket
T-611 Double Channel Bracket

FLAT PLATE FITTINGS



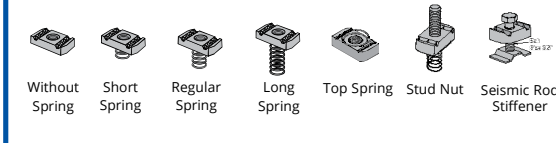
F-201 Square Washer
F-203 2-Hole Splice Plate
F-205 4-Hole Splice Plate
F-206-2 3-Hole Splice Plate
F-210 Flat Angle Plate
F-216 Cross Plate

POST BASES



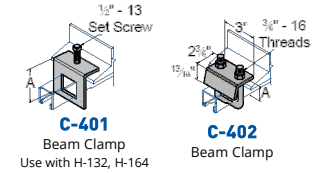
B-619-A Double Post Base
B-619A-FL Double Post Base
B-619 Single Post Base
B-620-SQ Single Post Base
B-620-A Double Post Base
B-620-FL Single Post Base

GRIP LOCK NUTS



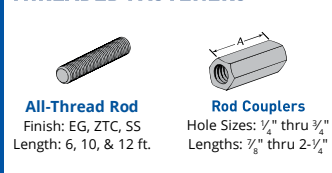
Without Spring Short Spring Regular Spring Long Spring Top Spring Stud Nut Seismic Rod Stiffener

BEAM CLAMPS



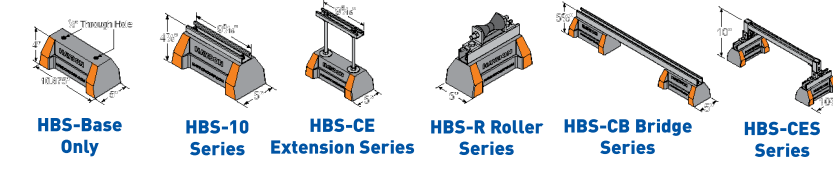
C-401 Beam Clamp Use with H-132, H-164
C-402 Beam Clamp

THREADED FASTENERS



All-Thread Rod Finish: EG, ZTC, SS Length: 6, 10, & 12 ft.
Rod Couplers Hole Sizes: 1/2" thru 3/4" Lengths: 7/8" thru 2-1/4"

H-BLOCK ROOFTOP SUPPORT

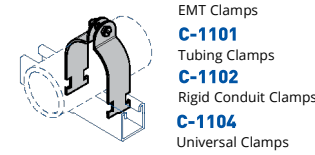


HBS-Base Only
HBS-10 Series
HBS-CE Extension Series
HBS-R Roller Series
HBS-CB Bridge Series
HBS-CES Series



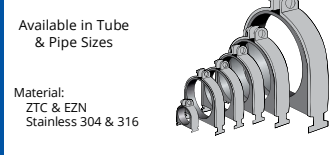
HBS-DSFW Fixed or HBS-DSAW Adjustable Duct Support
HBS-PH Pipe Hanger Support Series
H-PAD SLIP SHEET

PIPE CLAMPS



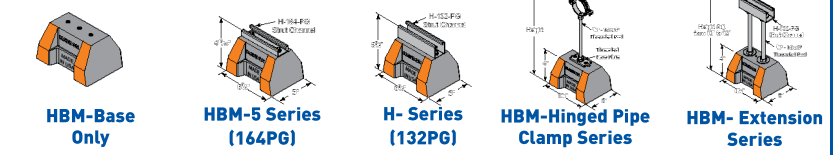
C-1100 EMT Clamps
C-1101 Tubing Clamps
C-1102 Rigid Conduit Clamps
C-1104 Universal Clamps

CUSHION CLAMPS




Available in Tube & Pipe Sizes
Material: ZTC & EZN Stainless 304 & 316

H-BLOCK MINI SERIES



HBM-Base Only
HBM-5 Series (164PG)
H-Series (132PG)
HBM-Hinged Pipe Clamp Series
HBM-Extension Series

H-BLOCK MEGA SERIES



HB-MEGA Base Only
HB-MEGA Series
HB-MEGA Post Base Series